







Rogue Community College Annual Assessment of Mission Fulfillment Scorecard

2023-2024 Academic Year

Wildly Important Goal (WIG) #1:

Equitable Access creates a welcoming and inclusive environment for all.

Objective	KPI	Target	Assessment	Comments (as of 7/31/2024)
Objective 1: Improve community access to our educational opportunities and support systems.	Number of Adult Learners enrolled in Credit Courses (Ages 25-64) Fall Term.	Increase headcount by at least 100 students annually.		2022 1307 2023 1499 Increased by 192
	Student attrition rate during the add/drop period.	Decrease the percentage of students who drop all classes after the start of the term but during the add/drop period by 1%.		2022-2023 8.6% 2023-2024 8.3% Decreased by 0.3%
Objective 2: Foster greater participation of underserved populations in RCC programs	Number of Hispanic/Latinx students enrolled in fall term credit classes	Increase the number of Hispanic/Latinx students enrolled fall term annually by 50.		2022 733 2023 896 Increased by 163
	Increase the number of economically disadvantaged (Pell) students enrolled in credit classes (non-dual credit).	Increase the headcount.		2022-2023 1353 2023-2024 1552 Increased by 199
Objective 3: Strengthen adaptable and responsive training and learning opportunities aimed at boosting student participation.	Number of Student earning credits while in high school (e.g., Early College, College Now!).	Increase the number of students by 200.		2022-2023 1293 2023-2024 1440 Increased by 147
	Number of accelerated learners (i.e., Early College, Dual Credit students) transitioning to attending RCC in two years.	Increase the number of students by 50 per year.		2021-2022 162 2022-2023 197 2023-2024 249

Symbol Key:



MET



IMPROVED - NOT MET








NOT MET

Rogue Community College Annual Assessment of Mission Fulfillment Scorecard 2023-2024 Academic Year

Wildly Important Goal (WIG) #2:

Student Success helps all students progress on their learning pathway.

Objective	Indicator	Target	Assessment	Comments (as of 7/31/2024)
Objective 4: Provide holistic resources and support to ensure students achieve their learning goals.	IPEDS First Time/Full Time ("FTFT") Graduation Rate (150%).	Increase 2% per year.		2019 14% 2020 12% Decreased by 2%
	DFW Rates for Fall Term.	Decrease by 1% per year.		2022-2023 19.9% 2023-2024 20.6% Increased by 0.7%
	Percentage of First Time (FTEIC) Fall term students earning 30+ Credits their first year enrolled at RCC.	Increase 4% per year for 5 years (Benchmarked to OSSC Dashboard)		2022-23 20.2% 2023-2024 16.3% Decreased by 3.9%
Objective 5: Employ effective student engagement strategies to increase student persistence.	Fall-to-fall retention rates for first time ever in college students (FTEIC).	Increase fall-to-fall retention rates by 2% per year with the multi-year goal being to return to pre-pandemic levels		2021-2022 41.4% 2022-2023 43.9% Increased by 2.5%
	Improve fall-to-winter (term-to-term) retention rate for fall first time ever enrolled students.	Increase 2% per year to be above average on OSSC benchmark		2022-2023 66.7% 2023-2024 67.4% Increased 0.7%

Symbol Key:



MET



IMPROVED - NOT MET






NOT MET

Rogue Community College Annual Assessment of Mission Fulfillment Scorecard 2023-2024 Academic Year

Wildly Important Goal (WIG) #2 (continued):

Student Success helps all students progress on their learning pathway.

Objective	Indicator	Target	Assessment	Comments (as of 7/31/2024)
Objective 6: Reduce the time and number of credits to completion of a credential.	Average number of credits an Associate's degree completer has upon graduation.	Decrease the average number of credits by 2 credits per year for 5 years.		2022-2023 123 2023-2024 124 Increased by 1 credit
	Percentage of First Time Ever in College Students (FTEIC) completing college level math their first academic year.	Increase completion rates by 3% per year for 3 years to significantly move us towards our peers.		2022-2023 9.4% 2023-2024 9.7% Increased by 0.3%
	Percentage of male First Time Ever in College students (FTEIC) completing college level English/Writing their first academic year.	Increase 3% per year for male students completing College level English/Writing (for 3 years).		2022-2023 35.9% 2023-2024 41.1% Increased by 5.2%

Symbol Key:



MET



IMPROVED - NOT MET








NOT MET

Rogue Community College Annual Assessment of Mission Fulfillment Scorecard 2023-2024 Academic Year

Wildly Important Goal (WIG) #3:

Building Community strengthens and expands internal and external collaborative partnerships.

Objective	Indicator	Target	Assessment	Comments (as of 7/31/2024)
Objective 7: Expand comprehensive outreach with business and industry partners.	Total graduates who transfer to a 4-year university or had UI (unemployment insurance) wages reported the academic year following their graduation.	Increase the total number of students in this count annually by 50 students.		2018-2019 786 2019-2020 769 Decreased by 17
	Number of workforce students (e.g., CTE, Allied Health, Applied Technology programs).	Increase headcount by 500 annually.		2022-2023 4010 2023-2024 4456 Increased by 446
Objective 8: Foster advanced educational partnerships to enrich learning opportunities.	Improve First-Time/Full Time (FTFT IPEDS) Transfer rates (3-Year).	Increase First-Time/Full Time (FTFT IPEDS) Transfer Rates by 1% annually.		2019 cohort 18% 2020 cohort 20% Increased by 2%
	Increase the number of Hispanic students receiving colleges credits in high school (i.e., College Now!).	Increase the total number of Hispanic/Latinx students by 50 students per year.		2022-2023 243 2023-2024 281 Increased by 36
Objective 9: Enhance internal systems and communication practices for improved collaboration.	Item from the Great College's Survey, "I have access to timely and accurate information about what's happening at the institution."	RCC scores at or above 50% benchmark for the item. Re-assess after baseline data is established from July 2024 report.		Baseline established

Symbol Key:



MET



IMPROVED - NOT MET






NOT MET

Rogue Community College Annual Assessment of Mission Fulfillment Scorecard 2023-2024 Academic Year

Wildly Important Goal (WIG) #4:

Institutional Excellence builds a campus culture of continuous improvement.

Objective	Indicator	Target	Assessment	Comments (as of 7/31/2024)
Objective 10: Utilize assessment and institutional data to optimize instruction, services, and operations in support of student success.	Percentage of course sections with "low cost/no cost" textbook designation	Increase KPI as follows - a minimum of 60% of RCC credit course sections will qualify for the no cost/low-cost designation by the end of the 2023-25 biennium. Greater than 41% of courses will be low cost/no cost at the end of the 2023-24 academic year.		2022-2023 48% 2023-2024 34%
	Full time faculty report implementation of change in course based upon data from previous academic years.	80% of full-time faculty will report having implemented a change in a course based upon analysis of course data from previous years.		68.3% of full-time faculty responded they made a change in 2023-2024 based on the 2022-2023 analysis in the Course Outcome Report.
Objective 11: Increase participation in professional development programs that elevate teaching and learning, student success, and operational effectiveness.	Participation levels shall increase.	Outline process and timeline for developing measurement system utilizing the Professional Development Council 2023-2024		The Professional Development Council has been assigned the work of this KPI to create a system for registration and tracking of internal PD using the following timeline. KPI measurement will be tied to accomplishing the steps along the timeline. <i>2024-2025 define activities, develop big picture system</i> <i>2025-2026 build process in Jenzabar for tracking</i> <i>2026-2027 implement</i>

Symbol Key:



MET



IMPROVED - NOT MET





NOT MET

Rogue Community College Annual Assessment of Mission Fulfillment Scorecard 2023-2024 Academic Year

Wildly Important Goal (WIG) #4 (continued):

Institutional Excellence builds a campus culture of continuous improvement.

Objective	Indicator	Target	Assessment	Comments (as of 7/31/2024)
Objective 12: Leverage existing, new, and emerging technologies to improve the student experience and operational efficiency.	Level of course accessibility in Blackboard (our LMS) as measured by our Panorama software.	Maintain a high level of course accessibility -score at least 65% in 2024-25, with long term goal of 99% in accessibility scores in 5 years.		Panorama configured in year 1 to allow faculty to have info necessary to make course improvements to meet target.
	Item from the Great Colleges Survey, " In my position, I am proactive in using technology to improve my work and make processes more efficient."	RCC scores at or above 50% benchmark for the item. Re-assess after baseline data is established from July 2024 report.		Baseline established

Symbol Key:



MET



IMPROVED - NOT MET



NOT MET