



# Public Institution Enrollment: Fall 2021

Office of Research and Data

November 10, 2021



# Fall 2021 enrollment is stable compared to 2020

## Community college



**87,881**  
students

The number of community college learners in 2021 is similar to the number in 2020 (88,247), falling just 0.4%

Some colleges have enrollment increases since fall 2020

The number of full-time equivalent students (**FTE**) is **19,244 in 2021**, a decline of 7.2% from 2020 (20,729)

Compared to pre-pandemic levels, the number of students, or headcount, remains low: 23.7% lower than the 115,104 learners in 2019. FTE is 24.6% lower than in 2019.

## Public university



**96,407**  
students

The number of public university learners in 2021 is similar to the number in 2020 (96,920), falling just 0.5%

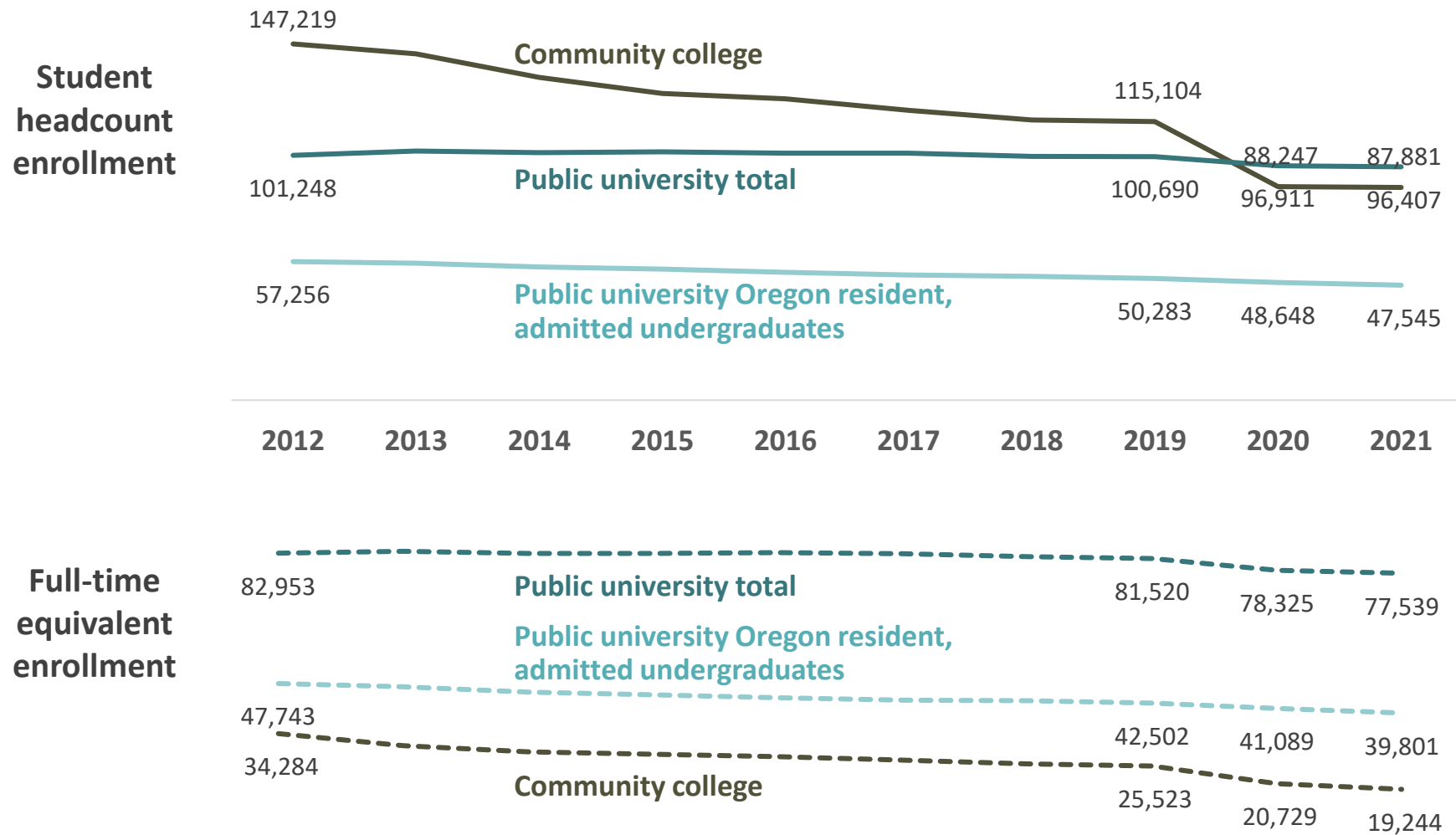
Some institutions have enrollment increases

Admitted undergraduates declined 0.7%; admitted graduate students rose 1.2%

**FTE enrollment is 77,539**, a 1.0% decline from 2020 (78,325)

Compared to pre-pandemic levels, the number of students, or headcount, is 4.3% lower than the 100,704 learners in 2019. FTE is 4.9% lower than in 2019 (81,520).

# The steep changes related to the pandemic are evident in the long-term trend

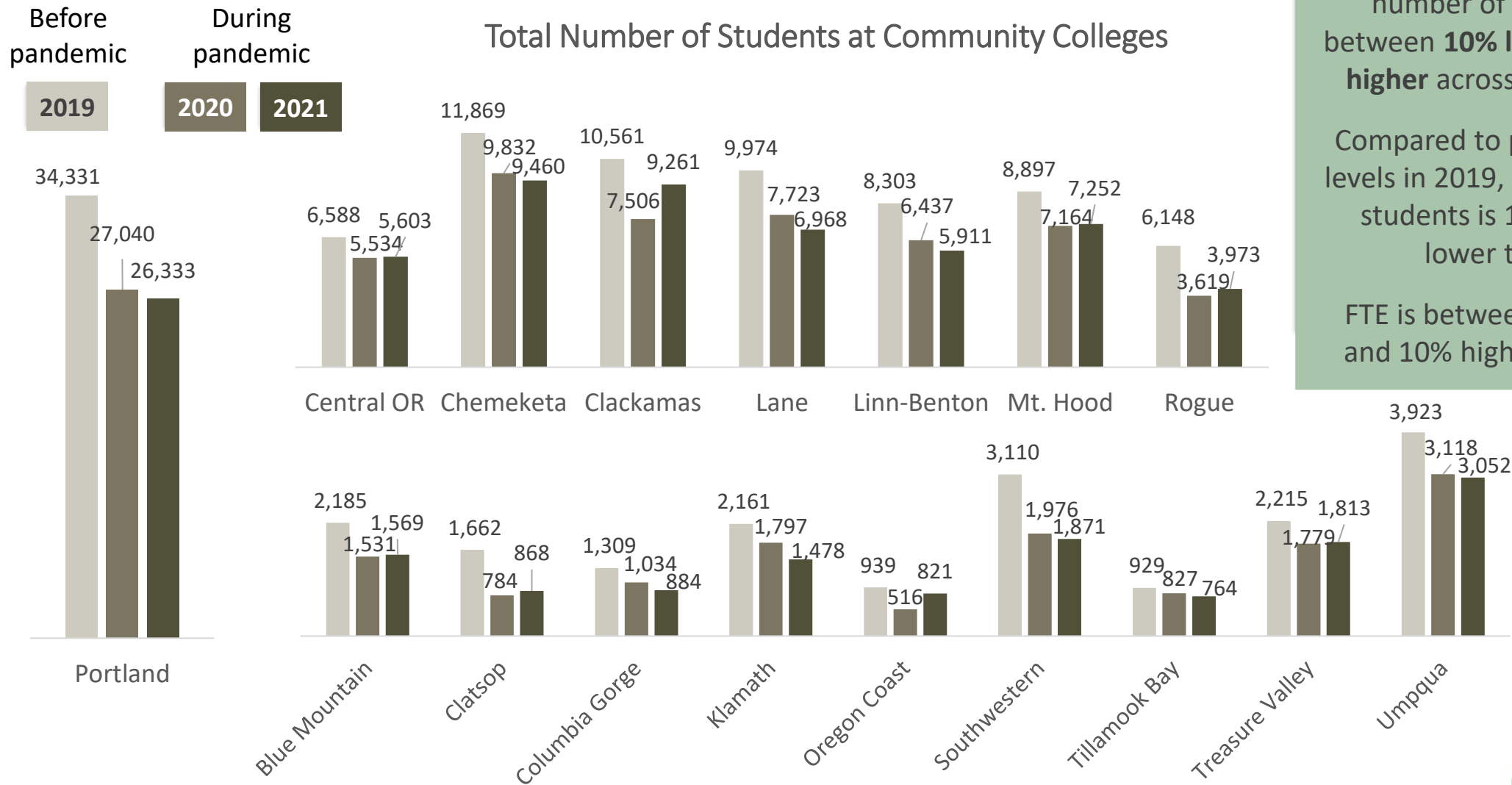


While enrollment has stabilized, it has not returned to pre-pandemic levels

Residence halls are open, and institutions are teaching students in multiple ways: in-person, online, and hybrid



# Enrollment stabilized or increased at some community colleges and declined further at others



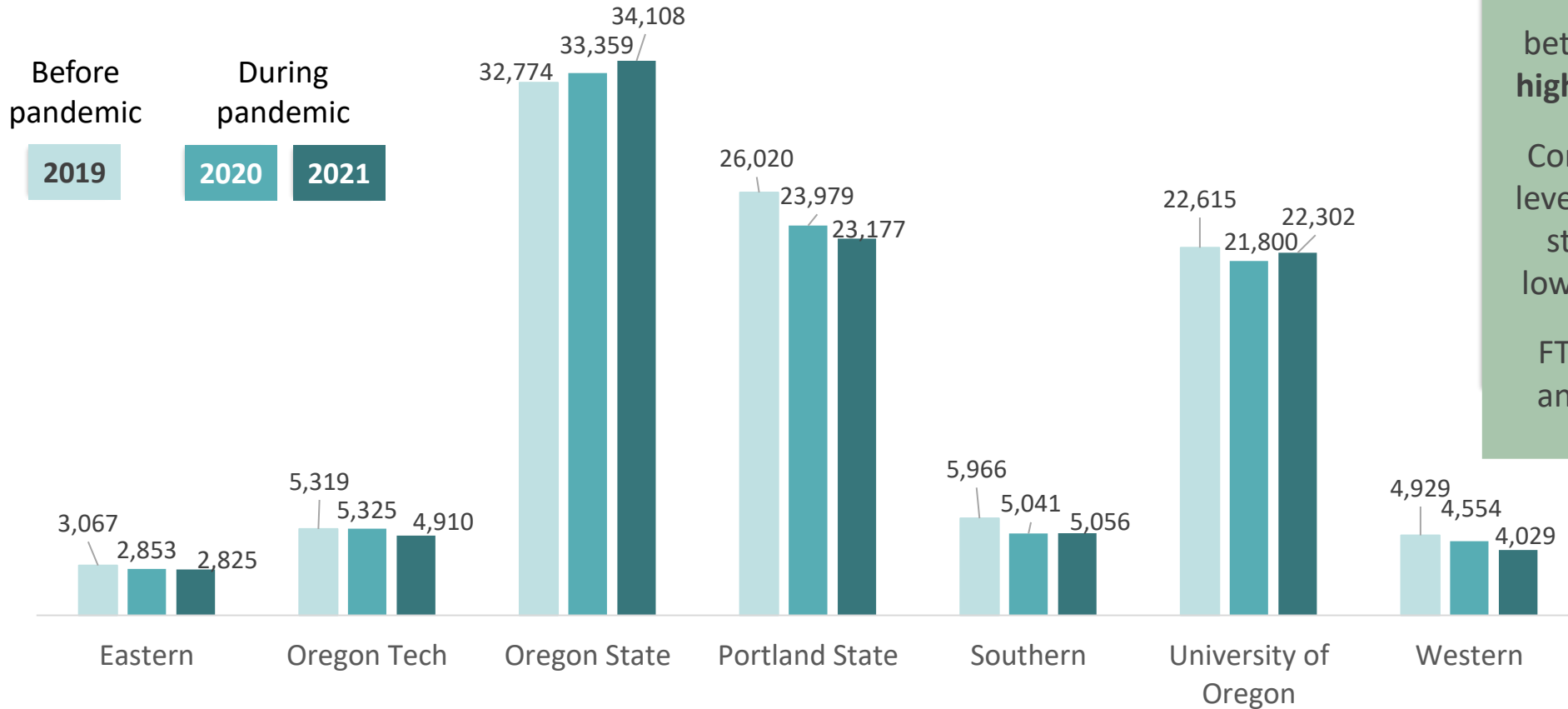
Compared to last year, the number of students is between **10% lower and 23% higher** across the colleges

Compared to pre-pandemic levels in 2019, the number of students is 12% to 40% lower this fall

FTE is between 23% lower and 10% higher than 2020

# Enrollment increased or stabilized at some universities and fell at others

Total Number of Students at Public Universities



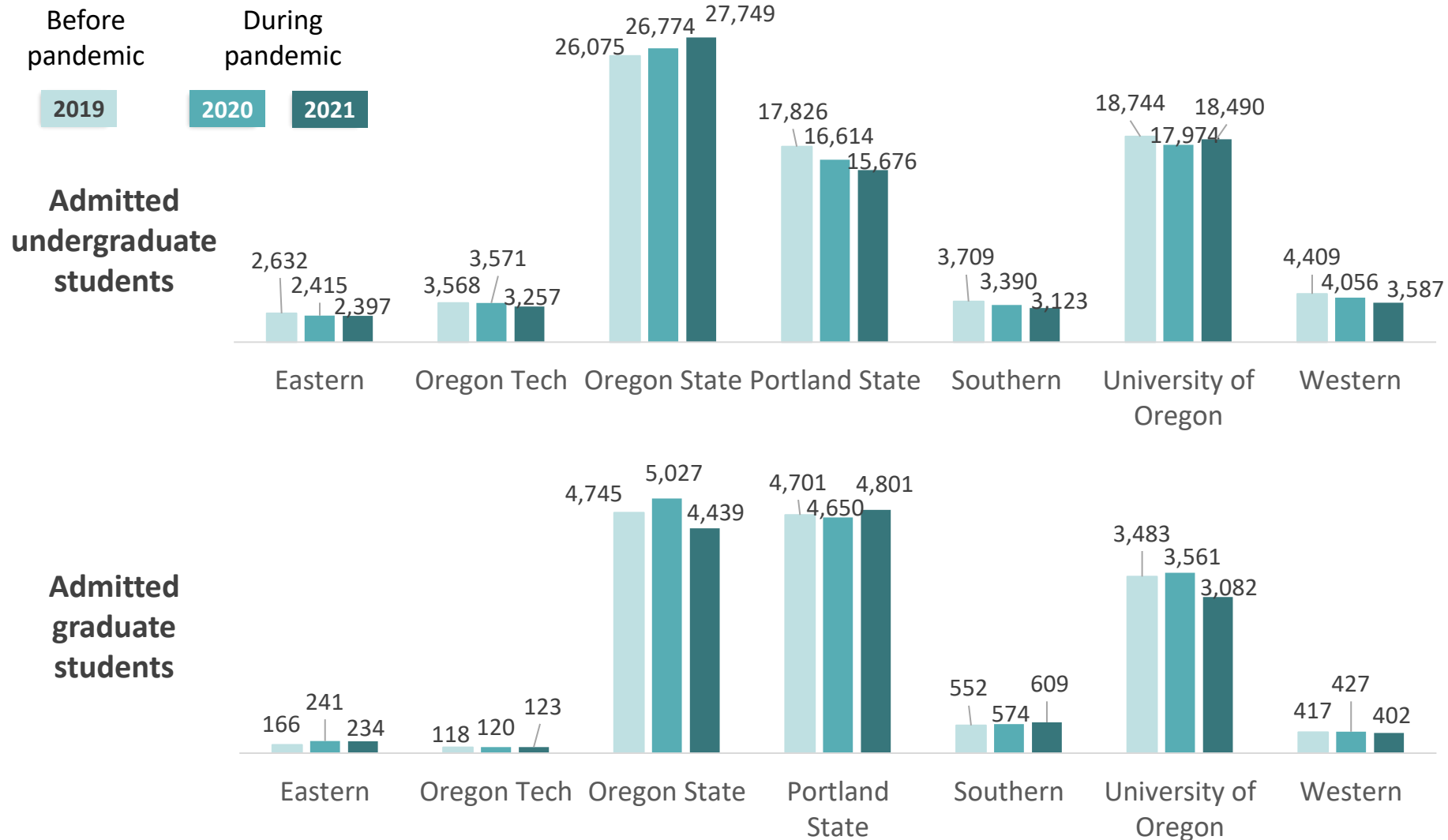
Compared to last year, the number of students is between **12% lower and 2% higher** across the institutions

Compared to pre-pandemic levels in 2019, the number of students is between 18% lower and 4% higher this fall

FTE is between 12% lower and 11% higher than 2020

Source: Fall enrollment data provided as individual student records by public universities. Individual analyses are made by HECC staff. Notes: Students enrolling in more than one institution in fall are included in both institutions' counts. Full-time equivalent counts are defined in the universities as credit hours divided by 15 at the undergraduate level, by 12 at the graduate level (excluding PhD), and by 9 at the PhD level.

# The number of admitted students at the universities is similar to that in 2020



For all universities combined, the number of admitted undergraduates is 0.7% lower than in 2020. The number of graduate students is 1.2% higher.

Compared to pre-pandemic levels in 2019, the number of admitted undergraduates is 3.5% lower and the number of admitted graduate students is 4.0% higher this fall.



# Key takeaways

At both community colleges and public universities, the number of students (headcount enrollment) has stabilized since last year, but it has not returned to pre-pandemic levels

The picture in Oregon is stronger than in many states; undergraduate enrollment is down 3.2% nationally this year<sup>1</sup>

FTE enrollment declined slightly at the universities and more steeply at the colleges, indicating that students are taking fewer classes, on average

Unlike past recessions, the ongoing economic upheaval brought about by the pandemic has not translated into college and university enrollment