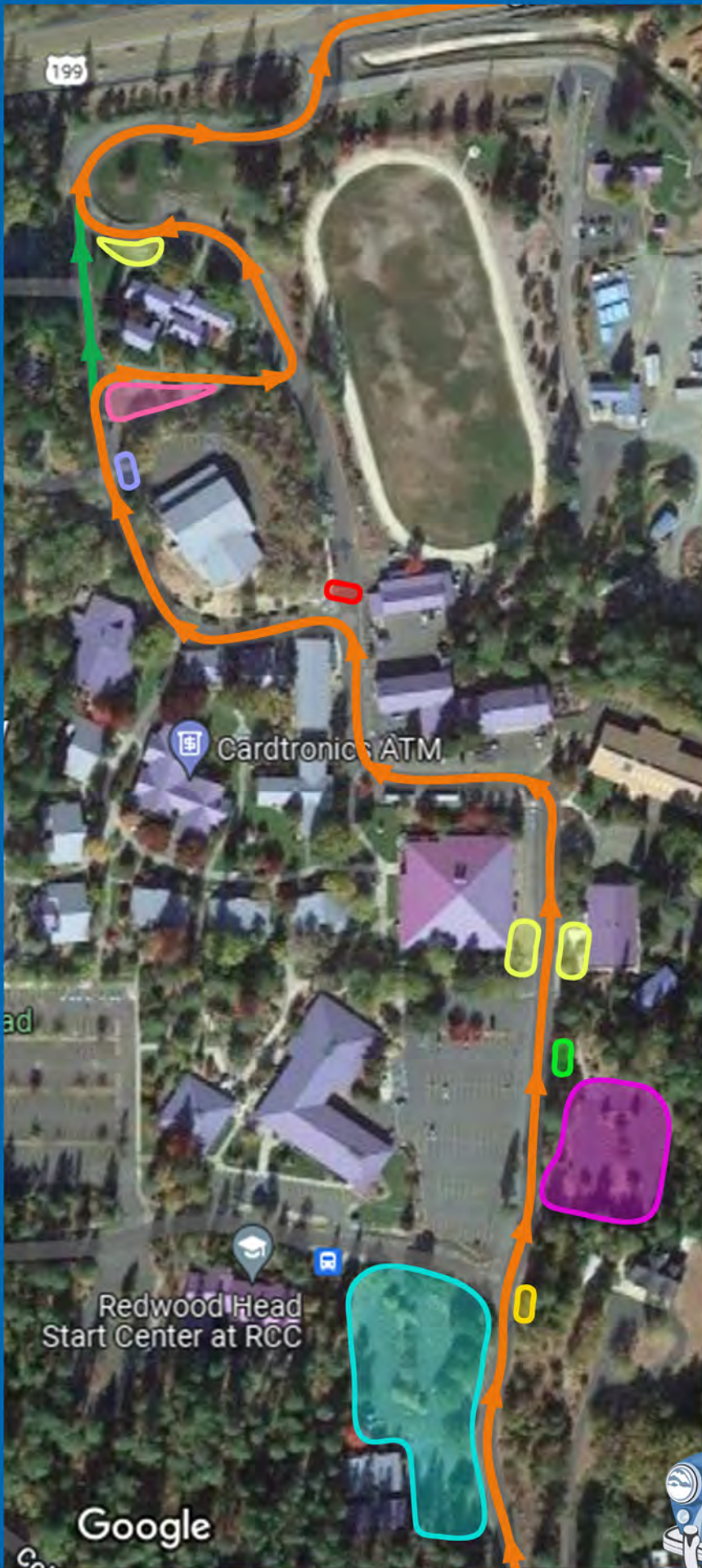














Rogue Community College

Route Map

June 18, 2022



-  Parade Route
-  Long Vehicle Route
-  Vehicle Consolidation Area
-  Check-in/Student Life Table
-  Vehicle Decoration Area
-  AAWCC Table
-  Grad Photo Areas
-  Stage
-  RCC Foundation Table
-  Decoration Removal Area

There are two designated locations (purple areas) to stop and take photographs along the parade route. **Please DO NOT exit your vehicle to take photographs of your graduate at the stage area.**



Carmencement 2022



Rogue Community College
Redwood Campus
3345 Redwood Highway
Grants Pass OR 97527
Saturday, June 18, 2022

Welcome to the RCC Carmencement Parade!

The parade will start via the Demaray/College Drive entrance to the RCC Redwood Campus. The parade will proceed through the campus and will exit onto 199 Redwood Highway. There will be an short alternate route for any vehicles too long to make the turns near the end of the parade.

The JO Building parking lot will be available for graduates to consolidate with friends and family into a single vehicle. **ONLY 1 VEHICLE PER GRADUATE.** After completing the parade route, drive back around to the Demaray/College Drive entrance to get back to the JO Building parking area. When everyone is back into their original vehicles, please exit via College Drive/Demaray - do not go through the parade route again.

Please stop at each table along the parade route.

After the check-in table, there will be an area to add/adjust your vehicle's decorations. Please do not stop anywhere else along the route to adjust your vehicle's decorations. There will be an area near the end of the parade route for removing your decorations before you exit the campus.

Graduates should be on the passenger side of the vehicle, ready to step out and cross the stage. **ONLY GRADUATES MAY EXIT THE VEHICLE AT THE STAGE AREA.** Please follow all directions given by RCC staff at the stage area.

There will be two designated locations for all passengers to exit the vehicle and take photos with their graduate. The photo backdrops are the same on both sides of the first photo area, so please pull forward to whichever side is open. The second photo area will have fun props for your photos. Please **DO NOT** exit your vehicle to take photos at any other points along the parade route.

*Congratulations
Graduates!*



Carmencement 2022