

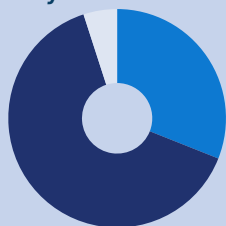
## ENROLLMENT DATA 2024-25\*

**9,665** Unduplicated Headcount

**7,536** Credit Students

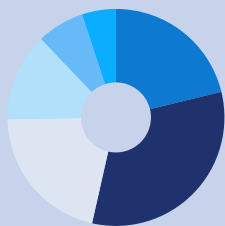
**3,811** Total FTE (full-time equivalent)

### County of Residence



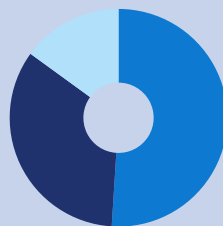
Josephine: 3,018 (31%)  
Jackson: 6,175 (64%)  
Other: 472 (5%)

### Age



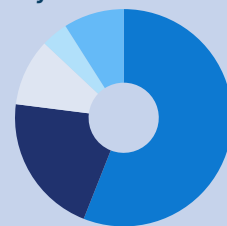
Under 18: 2,104 (22%)  
18-24: 3,174 (33%)  
25-34: 2,013 (21%)  
35-44: 1,187 (13%)  
45-55: 712 (7%)  
56+: 475 (4%)

### Gender



Female: 4,744 (49.1%)  
Male: 3,253 (33.7%)  
Unknown/other: 1,668 (17.3%)

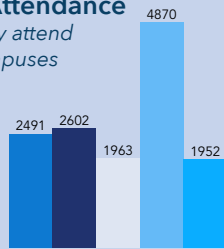
### Ethnicity



White: 5,442 (56.3%)  
Hispanic: 2,010 (20.8%)  
Other non-white: 918 (9.5%)  
2 or more races: 406 (4.2%)  
Unknown/unreported: 889 (9.2%)

### Campus Attendance

Students may attend multiple campuses



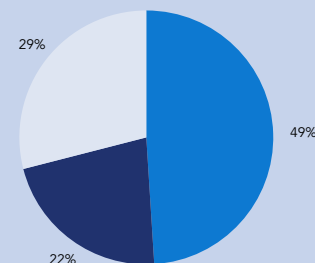
Redwood: 2,491  
Riverside: 2,602  
Table Rock: 1,963  
Distance Learning: 4,870  
Other, including high schools: 1,952



**31% of students self-identified as first-generation college students on their application**


\*Source: RCC Institutional Research

### How Students Attend Class

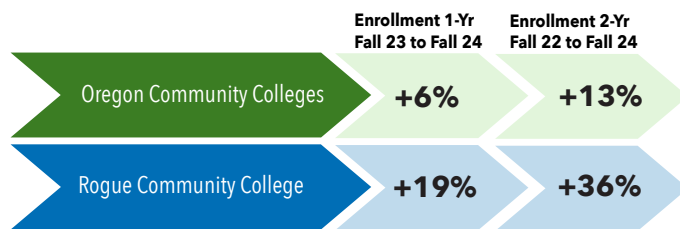


In-person only: 4,653 (48.1%)  
Remote/Distance only: 2,089 (21.6%)  
Both in-person and remote: 2,923 (30.3%)

## HIGHLIGHTED POPULATIONS 2024-25



## ENROLLMENT TRAJECTORY



## FTE Breakdown by Course Type (2024-25)

Lower Division Transfer	48.3%
Career and Technical Education (CTE)	35.9%
Adult Basic Education (ABE)/General Education Development (GED®)	7.9%
Other	7.9%

**Rogue Community College transforms lives and strengthens Southern Oregon through accessible, affordable, and high-quality education.**

# ABOUT ROGUE COMMUNITY COLLEGE

## TUITION AND FEES 2025-26

- o In-State \$124 per credit  
Out-of-State \$155 per credit  
International \$415 per credit
- o Cost of 13-credits (in-state)  
(average full-time load in fall term):  
\$1,612 tuition + \$312 fees = \$1,924 per term

## FINANCIAL AID:<sup>1</sup>

- o In 2023-24, 1,621 students received nearly \$9.68 million in Federal Pell Grants and federal student loans.
- o Average Pell award: \$4,326

## RETURN ON INVESTMENT



At the midpoint of their career, RCC students who complete an associate degree earn about **25% more** than workers with only a high school diploma, or an average of **\$7,200 more annually**.\*

\*Lightcast analysis, 2021-22

## 2025-26 GENERAL FUND BUDGET

\$61.1 million

### Revenues by Source:

- o Local Property Taxes: 36%
- o Tuition and Fees: 26%
- o State Sources: 23%
- o Other: 5%

### Number of Employees:

573 total—255 full-time,  
318 part-time<sup>1</sup>

<sup>1</sup> IPEDS: [www.nces.edu.gov/ipeds](http://www.nces.edu.gov/ipeds)


### RCC competes in the Northwest Athletic Conference (NWAC):

Men's Soccer, Women's Soccer,  
Women's Volleyball



SCAN

for a Community Engagement survey or visit  
<https://direc.to/n9z8>



## Oregon's only public "Opportunity College"

— honored by the **Carnegie Foundation** for **expanding access**, **advancing student success** and **delivering proven value**.



## RCC Foundation

awards over **\$1 million** in **scholarships** and **stipends annually**. An average of **1 in 3** applicants

are awarded each year.

Average award is

**\$2,000-\$3,000**, but

students may receive up to **\$6,000**.



## ACADEMIC INFORMATION

RCC students are pursuing more than 100 degree and certificate programs

Student-to-instructor ratio:

**18:1**

Average class size: 16 students

**16**

### Top five programs by enrollment

- 1 Associate General Studies (AGS)
- 2 Transfer degrees
- 3 Business
- 4 Apprenticeships
- 5 Early Childhood Education

### Top five programs by completions

- 1 Transfer degrees
- 2 Associate General Studies (AGS)
- 3 Nursing/Practical Nursing
- 4 Business
- 5 Early Childhood Education

### Redwood Campus

3345 Redwood Highway  
Grants Pass, OR 97527

### Riverside Campus

114 S. Bartlett St.  
Medford, OR 97501

### Table Rock Campus

7800 Pacific Avenue  
White City, OR 97503